

Application Servers

Application Servers make it easy for customers to host complete application stacks in your cloud, by installing applications automatically to virtual servers, along with their associated databases.

There's a huge library of applications available. They install automatically, update automatically and are managed through the OnApp control panel, just like a standard virtual server. Your customers get a fast and easy way to managing their applications, and you can evolve from selling vanilla IaaS to offer PaaS and SaaS as part of your service.

How Application Servers work

Application Servers are similar to OnApp virtual servers, but with the ability to install, configure and manage applications on top. Your customers can control the whole application stack just like a virtual server.

- > Application Servers have their own CentOS template, which you bill for like other templates in OnApp
- > Applications are dynamic - no more manual installs & updates
- > Application Servers are fully supported in the OnApp API

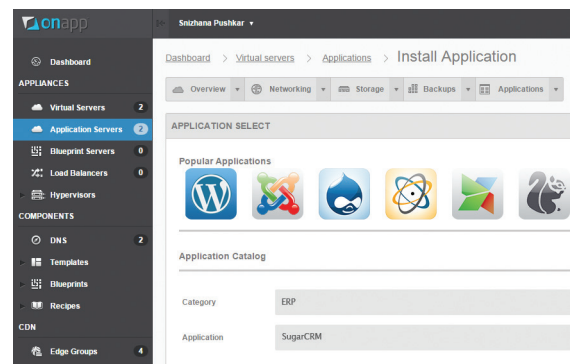
Installing applications

Application Servers are created using the OnApp provisioning wizard, like regular cloud servers. Once created, your customers can choose which applications to install from the huge library available.

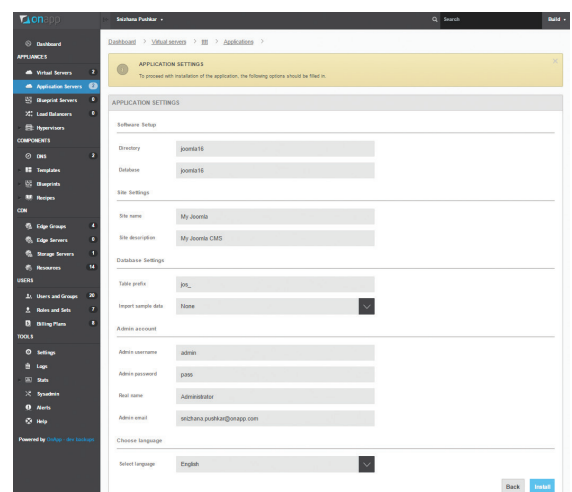
- > Applications are filtered by category with logos, features and screenshots for each app
- > Each app has its own settings which are configured via the OnApp UI as part of the provisioning process - for example, its directory and database path

Managing databases

Application Servers also enable your customers to manage MySQL database instances via the OnApp control panel - creating and deleting databases and users without having to log into a console, and without needing MySQL experience.



Sell hundreds of application stacks based on Perl, PHP, Python, Java and JS, including popular apps like Drupal, Joomla, Wordpress and Magento, as well as many other tools for CRM, database management, comms, media, blogging, productivity, development and e-commerce.



Installing an app and configuring its settings

Managing Application Servers

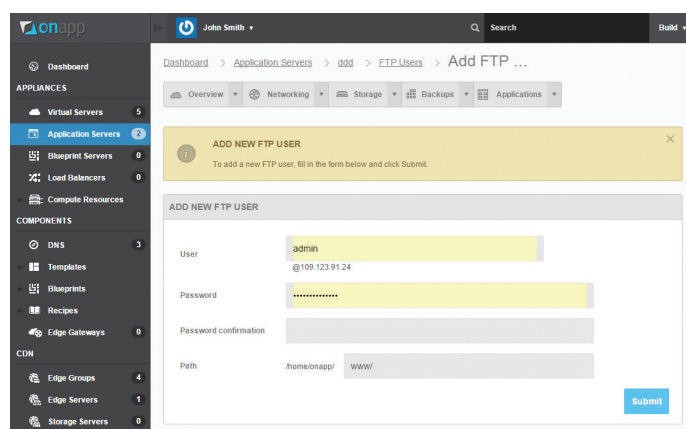
Application Servers integrate fully with OnApp's user, roles and permissions systems, and take advantage of OnApp's comprehensive cloud management feature set. These are the cloud management features available:

Application Server Options	Power Options	Administrative Options	Networks	Disks	Backups	Backup Schedules	Statistics
Edit	Reboot	Change owner	Configure network interface	Create disks	View	View schedules	CPU utilization
Rebuild manually	Start up	Edit Administrator's note	Rebuild network	Edit disks	Edit backup note	Create schedule	Billing
Migrate	Suspend	Transactions and logs	Set firewall rules	Migrate disks	Restore backup	Edit schedule	Network interface
Delete	Shut down		IP addresses	Delete disks	Delete backup	Delete Schedule	Disk IOPS
Segregate	Recovery Reboot		Display network speed				
Set VIP status	Recovery Start up		Edit network speed				
Autoscale							

Managing the applications themselves

One of the key benefits of Application Servers is that the individual applications - as well as any databases associated with them - also benefit from automated provisioning, backup, restore and other OnApp functions. Domains, FTP and email accounts for applications can also be managed from the OnApp UI.

Applications	Application Backups	Application FTP	Application Domains	Application email
View Applications	View Backups	View FTP users	View Domains	View email accounts
Create Application	Create Backup	Create FTP user	Create Domain	Create email accounts
Delete Application	Delete Backup	Delete FTP user	Delete Domain	Delete email accounts
	Restore Backup			



Adding an FTP user for an installed application

More information:

✉ start@onapp.com

🌐 http://onapp.com

🐦 @onapp



(UK) 0800 158 8600
(US) 866 234 3240